

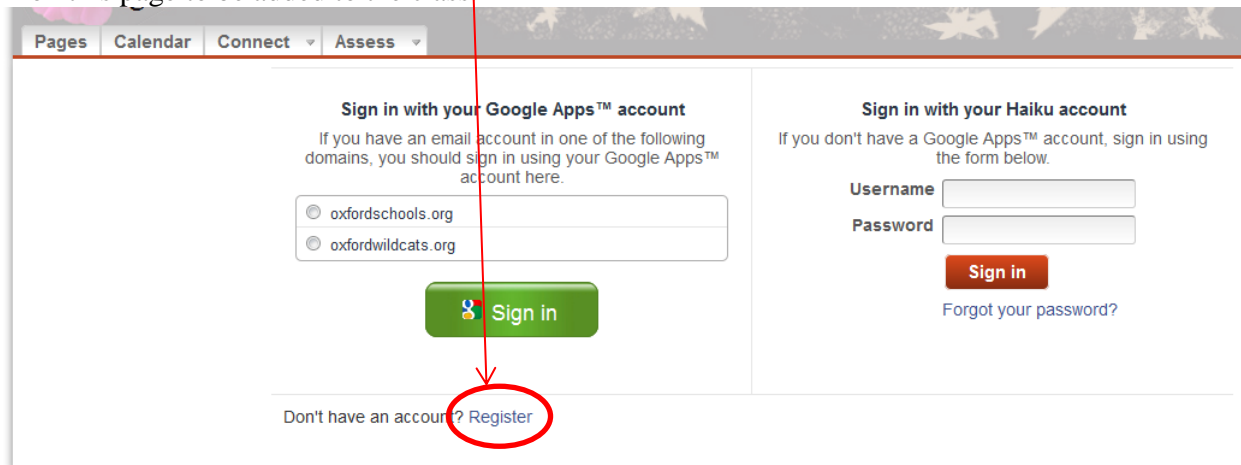
## Parental Directions for Haiku Access (Online learning tool for all Oxford Students)

Here are some simple instructions you can follow to get signed up for your new class using Haiku Learning Systems.

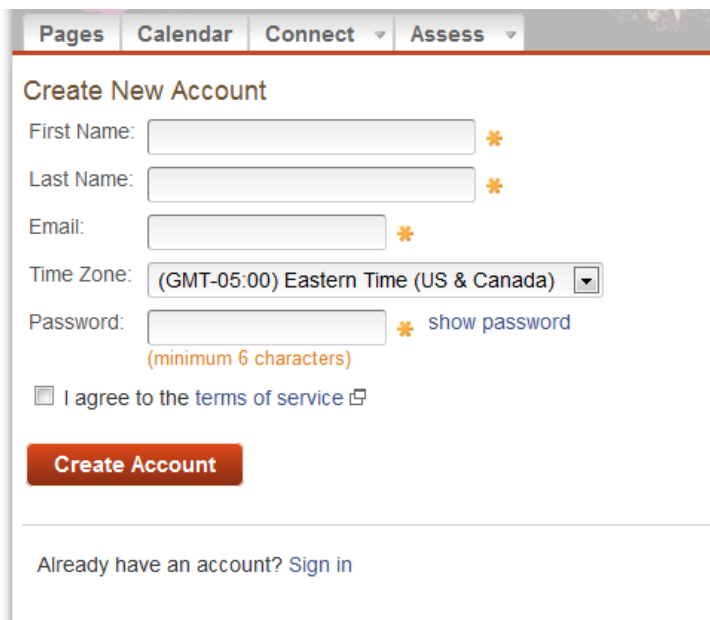
1. Go to the Web Address <https://oxfordschools.haikulearning.com/do/register/parent>

2. Enter your Invitation code in the box provided and click next. Choose Parent.

3. If you *do not* have a Haiku LMS account, click the **Register** link to create a new account. **\*\*Note: If you already have a Haiku LMS account, you can sign in on this page to be added to the class.**



4. If you do not already have a Haiku account, fill out the Create a New Account form and click "Create Account." If you already have an account, do not create a new one. (Instead, click on the **sign in** link and enter in your username and password to sign in. If you've forgotten your password, click the



"Forgot password" link at the bottom of the sign in screen.)


5. Now that you have created a new account, you can log in to your Haiku account by going to <https://oxfordschools.haikulearning.com>. This is also located on the "Public Portal" tab of the district website [www.oxfordschools.org](http://www.oxfordschools.org). You will come to a screen that looks similar to the one above. You will then be asked to enter in the username and password that you created during the "Create a New Account" stage. PARENTS LOG IN ON THE

RIGHT SIDE OF THE SCREEN!

**haiku**  
Learning Management System  
Where the globe is our campus!

**Sign in with your Google Apps™ account**  
If you have an email account in one of the following domains, you should sign in using your Google Apps™ account here.

oxfordschools.org  
 oxfordwildcats.org

 Sign in

**Sign in with your Haiku account**  
If you don't have a Google Apps™ account, sign in using the form below.

Username:   
Password:   
 Remember me

Sign in

[Forgot your password?](#)

6. Once you are logged into Haiku, you will be able to view your child's class. In addition, you will be able to see the classes of your other children in Oxford Schools too, once their classes are active and you have an access code.

7. Once you have an access code for a second child, you can link your children by:

1. Follow the link in the email from the instructor of your second child. It should take you to a signup page where your Invitation Code is already entered into the Code text box. Click on the Next button.
2. On the next page it will ask you to Please Sign In. Log in using your existing Haiku LMS username and password (do not create a new one.)
3. The system will then associate the new class with your existing account